



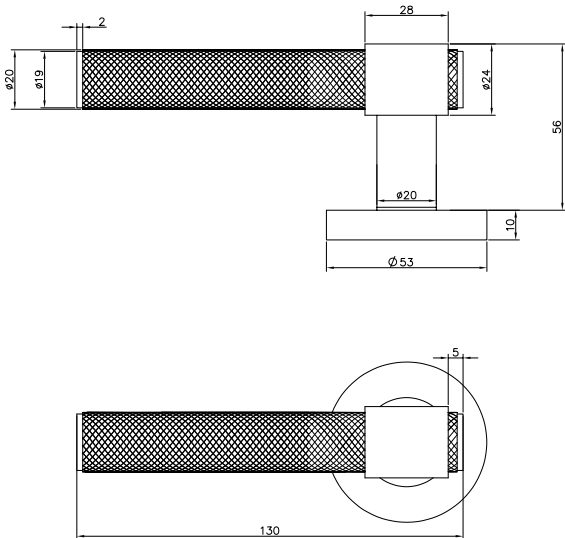
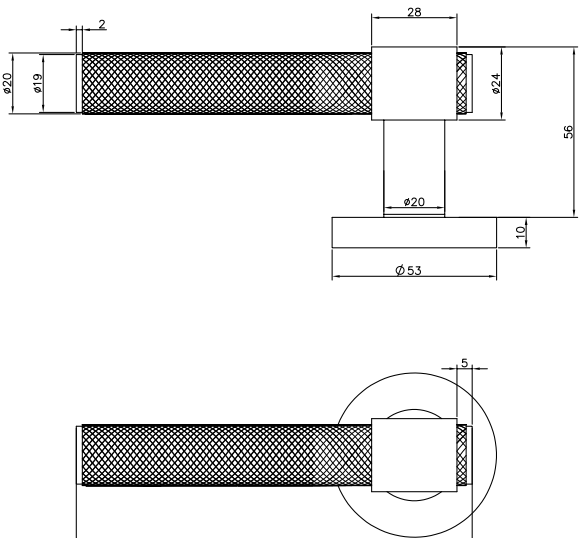
**KNURLED PULL & LEVER
HANDLES**

ITEM CODE: LHKT-1

KNURLED SOLID STAINLESS STEEL LEVER HANDLES ON ROUND LEVER ROSE & CYLINDER ROSE.

Features:



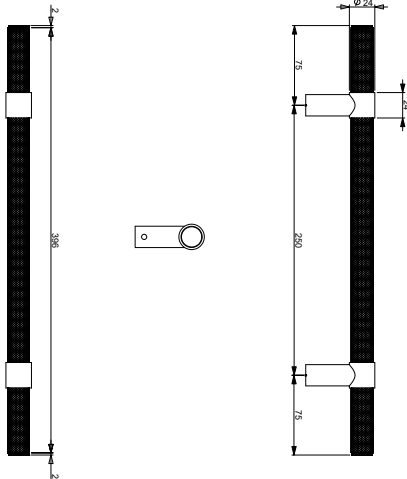
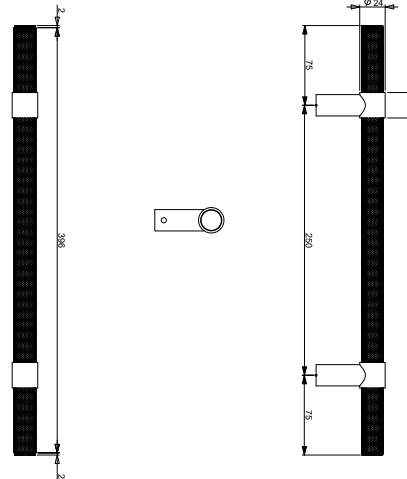
- Solid Stainless Steel Fully return spring assisted lever handle set on lever rose with cylinder rose. The cylinder rose and lever rose features concealed fixing via an easy click.
- Material: stainless steel EN 1.4301 (type SUS304), optional in EN 1.4401 (type SUS316).
- Door thickness: up to 50 mm (for doors thickness more than 50 mm please specify while ordering).
- Standard finish: Satin Stainless Steel (SSS) and Matt Black. Other finishes are available upon request.

LHKT-1 SSS	LHKT-1 MATT BLACK
	
	

ITEM CODE: DPHK & DPHKUD SERIES KNURLED SOLID PULL HANDLES

Features:

- Area of application: for wood, steel or glass doors
- Material: Solid Stainless Steel EN 1.4301 (type SUS304). Optional: Stainless steel EN 1.4401 (type SUS316).
- Available in round design.
- Accessories are available in back-to-back or concealed fixing.
- Standard available lengths: 900 mm (C/C 750 mm), 600 mm (C/C 450 mm) and 400 mm (C/C 250 mm).
Optional lengths are available upon request.
- Standard finish: Satin Stainless Steel (SSS) and Matt Black. Other finishes are available upon request.

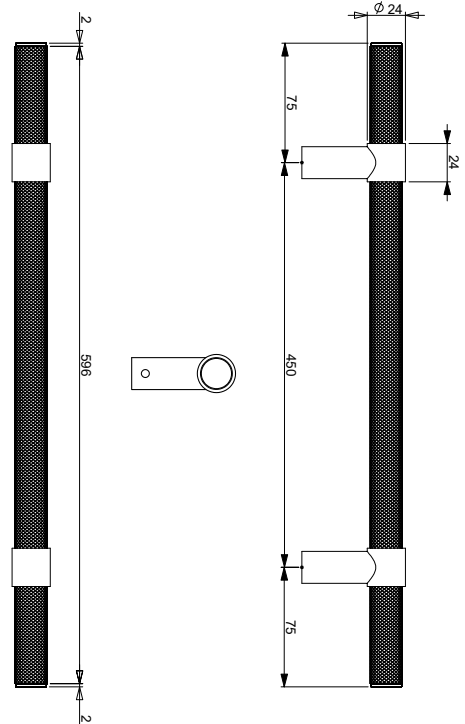
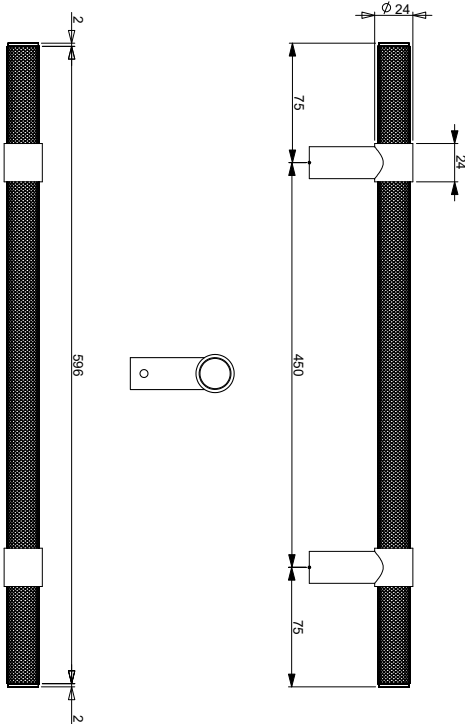
DPHK24X400 MATT BLACK	DPHK24X400 SSS
	
	

KNURLED PULL & LEVER HANDLES



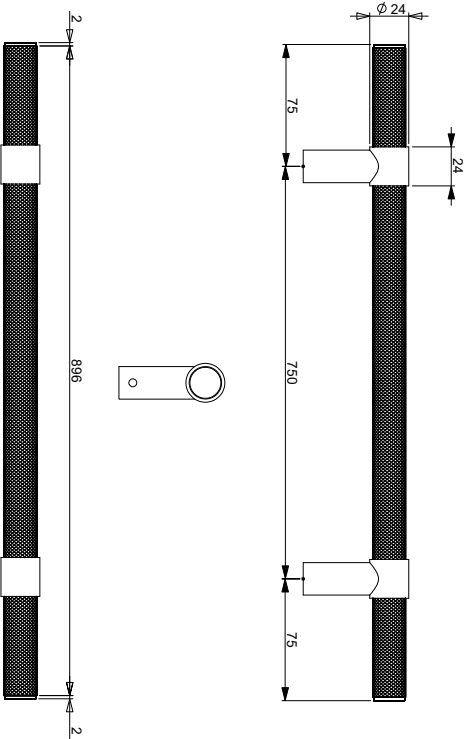
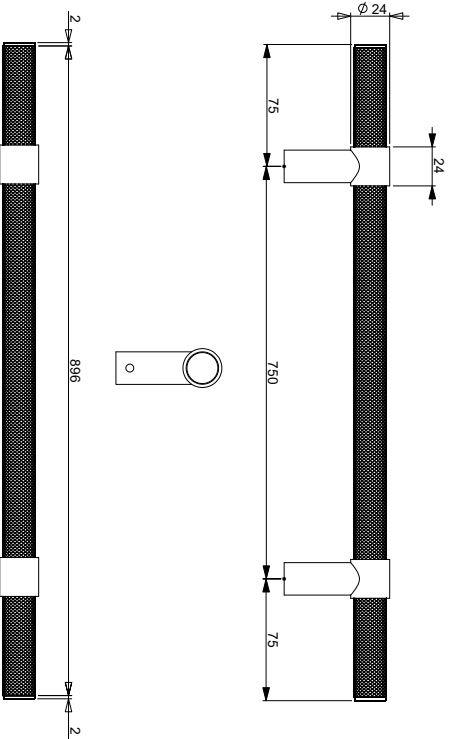
DPHK24X600 MATT BLACK



DPHK24X600 SSS



KNURLED PULL & LEVER HANDLES

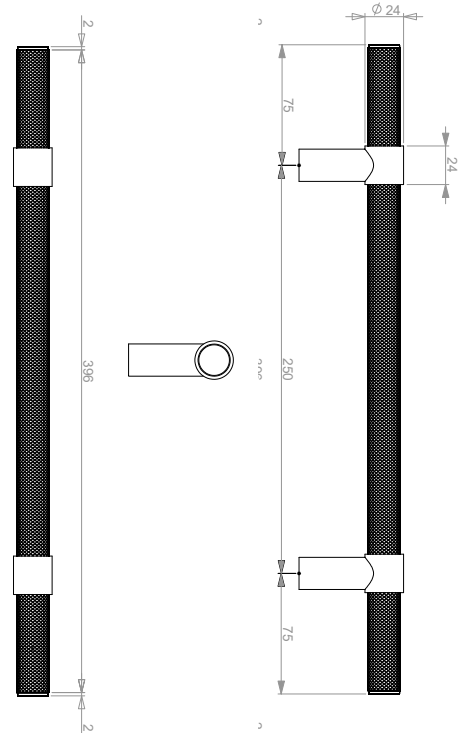
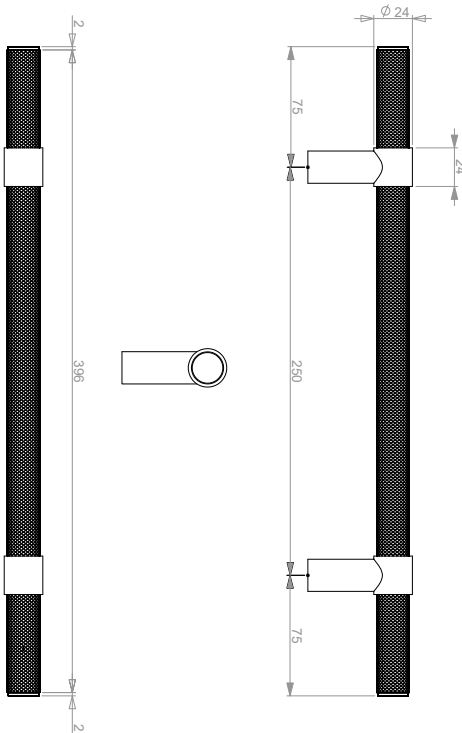
DPHK24X900 MATT BLACK	DPHK24X900 SSS
	
	

KNURLED PULL & LEVER HANDLES

DPHKUD24X400 MATT BLACK



DPHKUD24X400 MATT BLACK

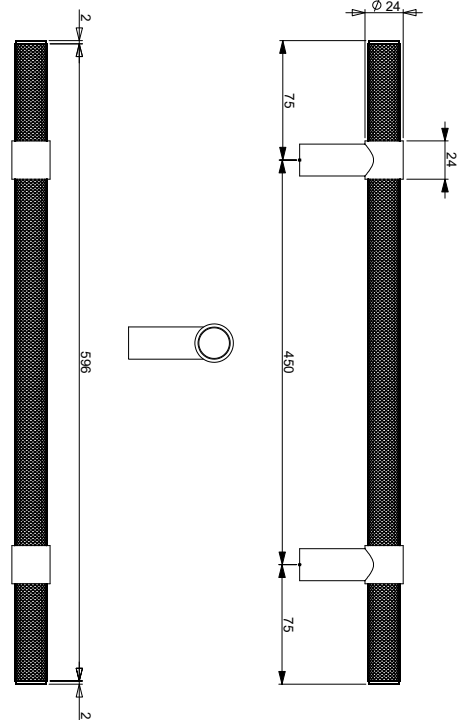
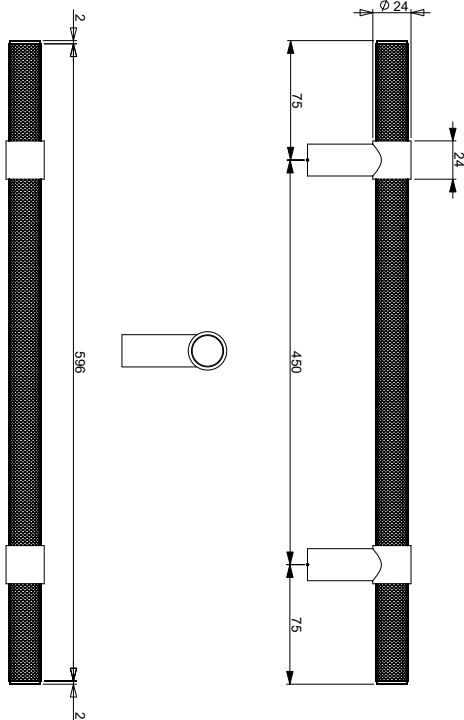


KNURLED PULL & LEVER HANDLES

DPHKUD24X600 MATT BLACK



DPHKUD24X600 MATT BLACK



KNURLED PULL & LEVER HANDLES

DPHKUD24X900 MATT BLACK	DPHKUD24X900 MATT BLACK
