


MAGNETIC LEVER HANDLES


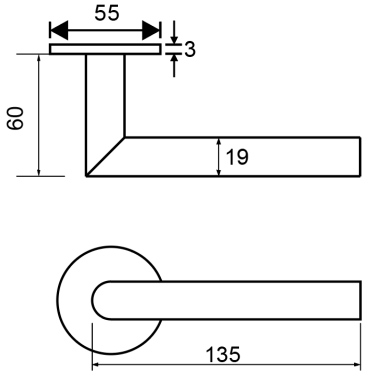



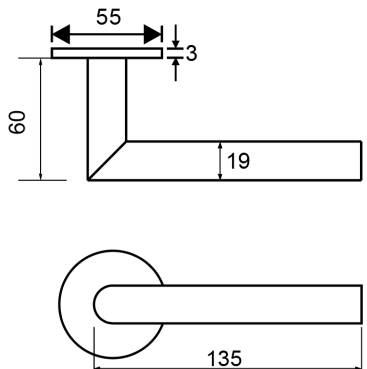


HOLLOW MAGNETIC LEVER HANDLES ON ROUND OR SQUARE LEVER ROSE. ITEM CODE: LHM SERIES

Features:


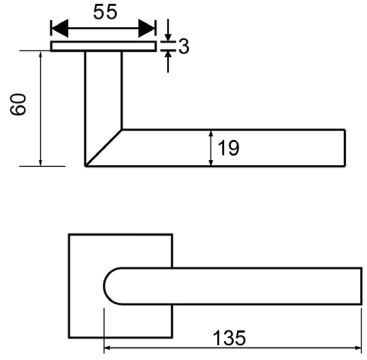



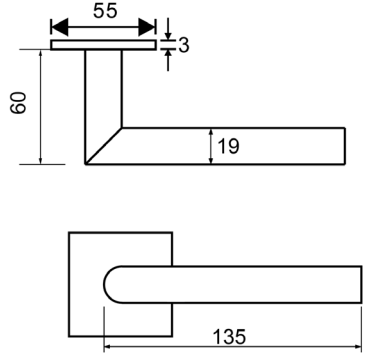


- Stainless steel hollow magnetic lever handle set on lever rose with cylinder rose. Fully return spring assisted lever handle. The cylinder rose and lever rose features concealed fixing.
- Designed for interior doors.
- Supplied with 8x8 mm eccentric spindle and fixing accessories.
- Door thickness: up to 50 mm (for doors thickness more than 50 mm please specify while ordering).
- Escutcheons/cylinder rose's projection: 3 mm.
- Available with square or round magnetic WC.
- Base of lever rose and escutcheon is steel.
- Lever rose and escutcheon are available in round or square shape.
- Finishes: Satin Stainless Steel, matt black or PVD. Other finishes are available upon request.




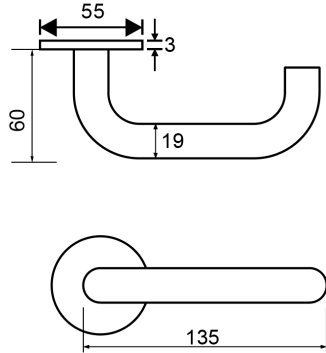




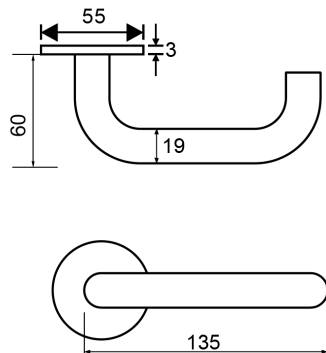



MAGNETIC LEVER HANDLES

LHM101	DIMENSIONS
	
	
LHM101	DIMENSIONS
	
	


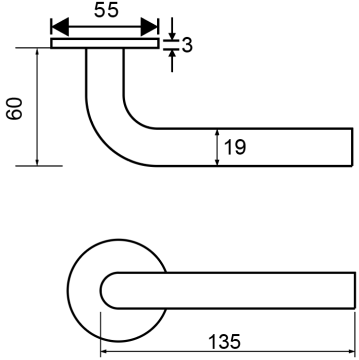




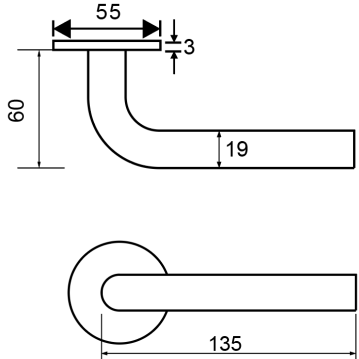



MAGNETIC LEVER HANDLES

LHM101SQ	DIMENSIONS
	
	
LHM101SQ	DIMENSIONS
	
	


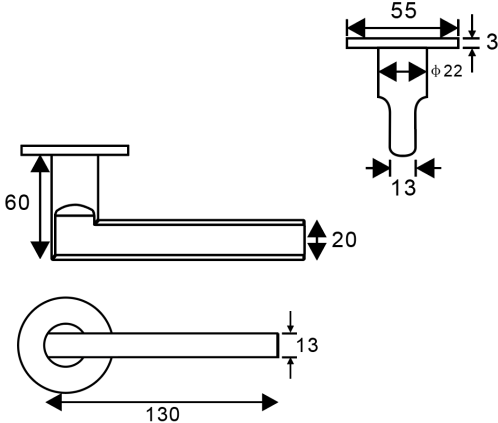


MAGNETIC LEVER HANDLES


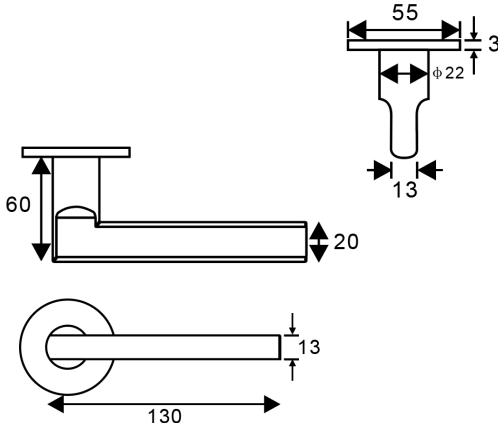


LHM102		DIMENSIONS
		
		
LHM102		DIMENSIONS
		
		

MAGNETIC LEVER HANDLES


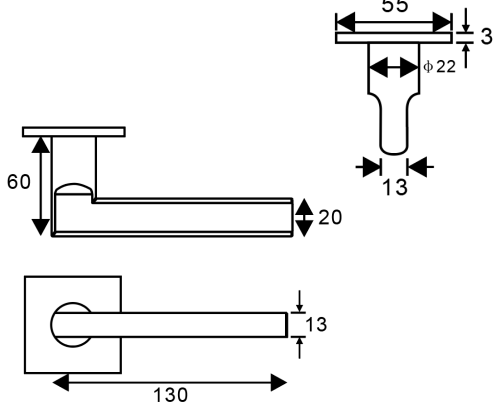



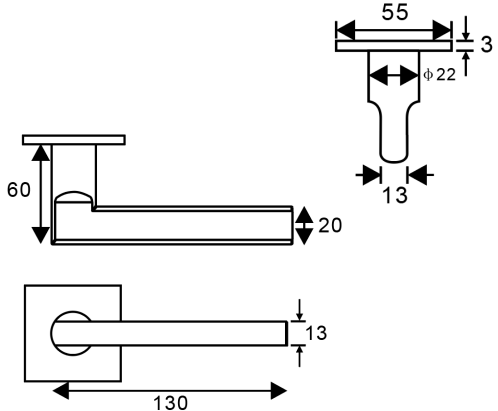


LHM103		DIMENSIONS
		
		
LHM103		DIMENSIONS
		
		

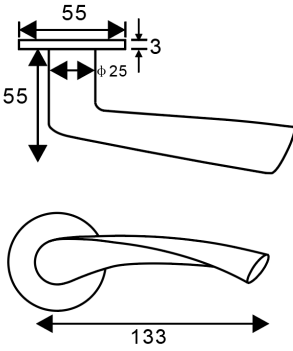



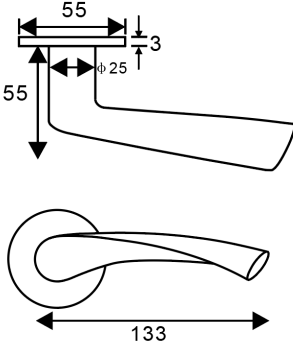


MAGNETIC LEVER HANDLES

LHM104	DIMENSIONS
	
	


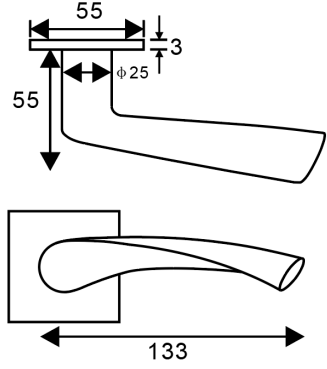



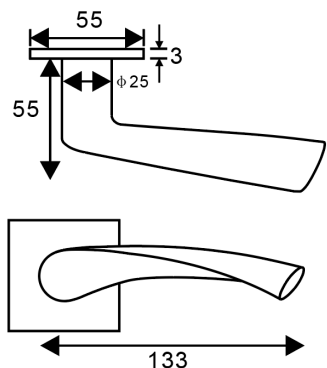


LHM104	DIMENSIONS
	
	

MAGNETIC LEVER HANDLES


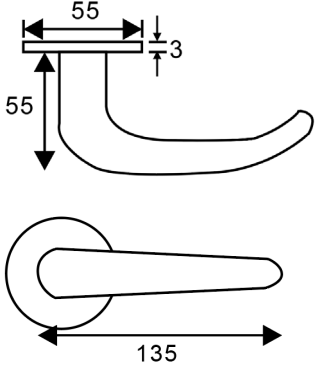



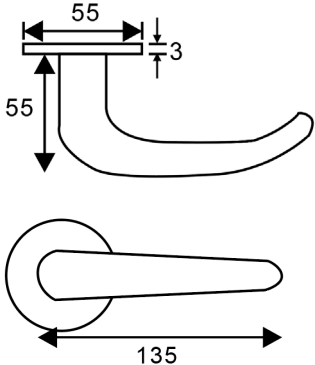


LHM104SQ	DIMENSIONS
	
	
LHM104SQ	DIMENSIONS
	
	

LHM106		DIMENSIONS
		
		
LHM106		DIMENSIONS
		
		


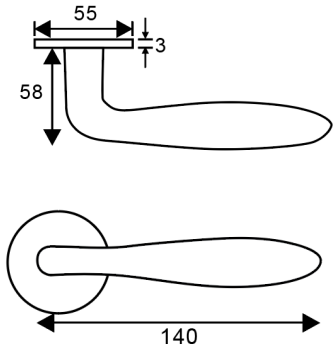



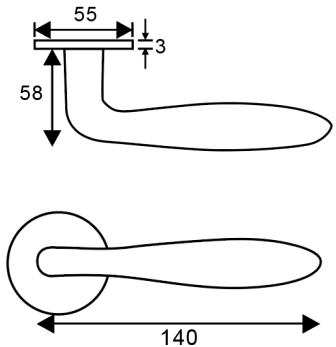


MAGNETIC LEVER HANDLES

LHM106SQ	DIMENSIONS
	
	
LHM106SQ	DIMENSIONS
	
	

MAGNETIC LEVER HANDLES

LHM107	DIMENSIONS
	
	
LHM107	DIMENSIONS
	
	


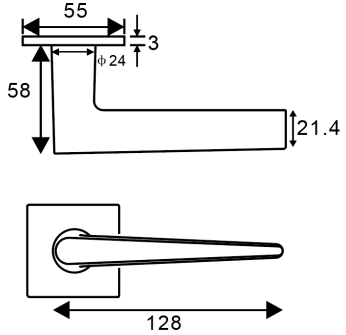



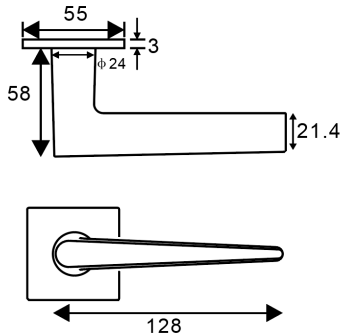


MAGNETIC LEVER HANDLES

LHM108	DIMENSIONS
	
	
LHM108	DIMENSIONS
	
	


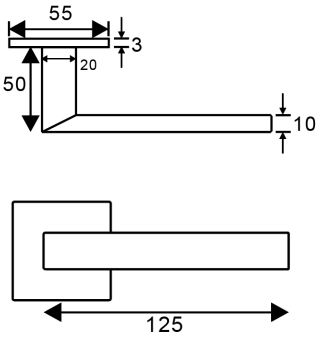



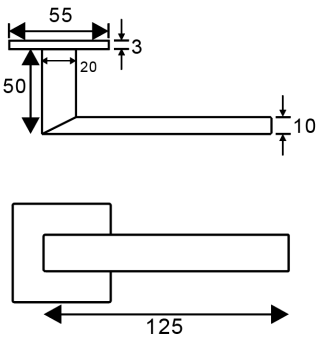


MAGNETIC LEVER HANDLES

LHM108SQ		DIMENSIONS
		
		
LHM108SQ		DIMENSIONS
		
		


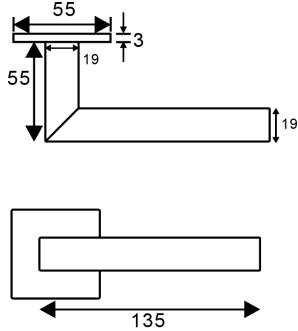



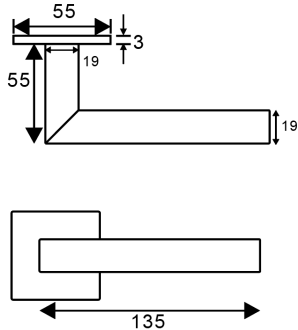


MAGNETIC LEVER HANDLES

LHM113SQ		DIMENSIONS
		
		
LHM113SQ		DIMENSIONS
		
		


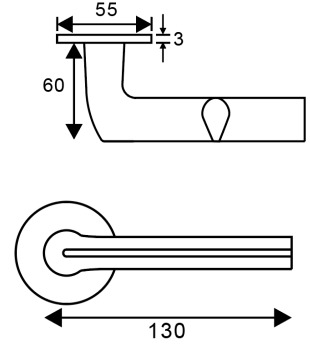




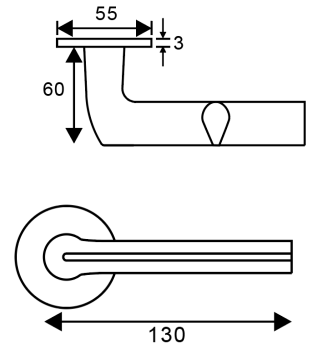



MAGNETIC LEVER HANDLES

LHM115SQ	DIMENSIONS
	
	
LHM115SQ	DIMENSIONS
	
	


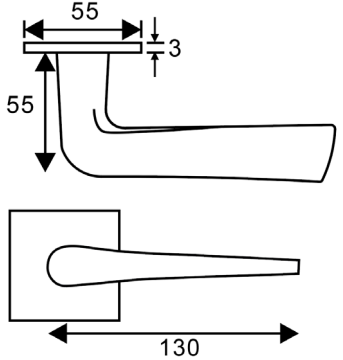



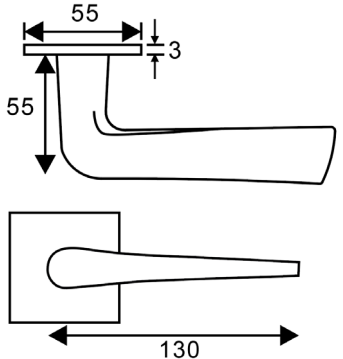


MAGNETIC LEVER HANDLES

LHM116SQ	DIMENSIONS
	
	
LHM116SQ	DIMENSIONS
	
	


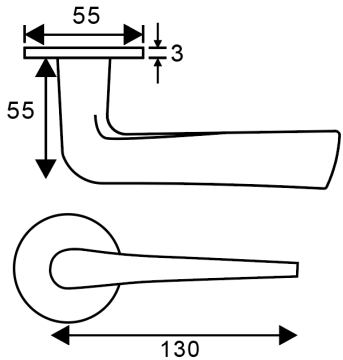



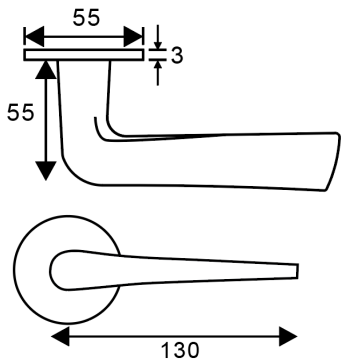


MAGNETIC LEVER HANDLES

LHM118		DIMENSIONS
		
		
LHM118		DIMENSIONS
		
		

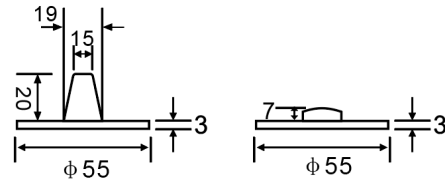
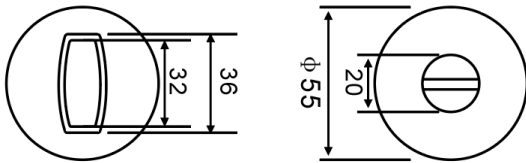


MAGNETIC LEVER HANDLES

LHM118SQ		DIMENSIONS
		
		
LHM118SQ		DIMENSIONS
		
		

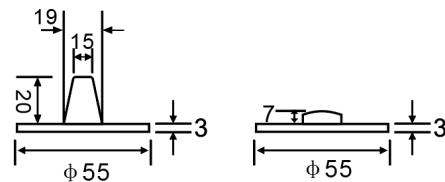
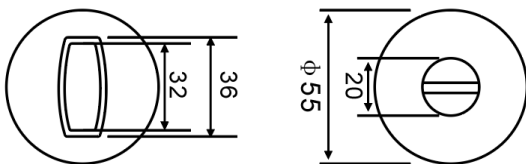

MAGNETIC LEVER HANDLES

LHM119	DIMENSIONS
	
	
LHM119	DIMENSIONS
	
	

T01E01-3





T01E01-3


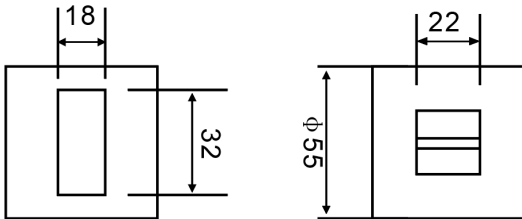


MAGNETIC LEVER HANDLES

T07JQ01SQ



DIMENSIONS



T07JQ01SQ



DIMENSIONS

