

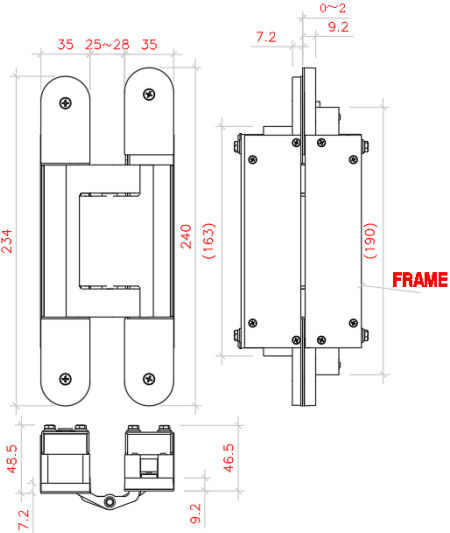
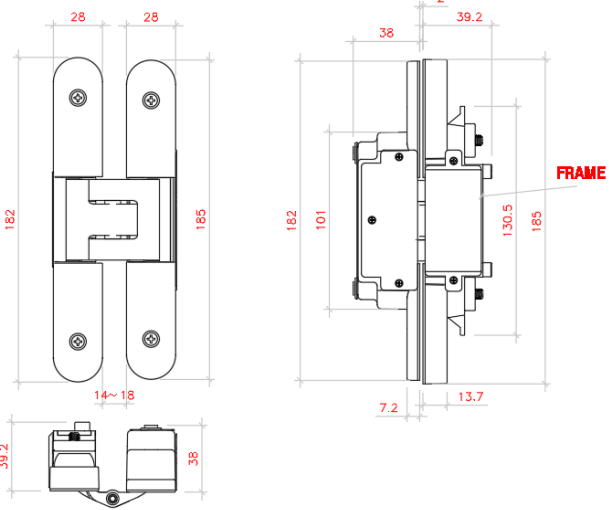


ITEM CODE: DCH CONCEALED HINGES SERIES

Features:

- Area of application: For wooden, aluminium or metal doors.
- Material: stainless steel EN 1.4301 (type SUS304).
- Completely concealed hinge system.
- Fire rated to EN 1634-1 (DCH-100C Series)
- Two versions: DCH-200C (200 KGS) & DCH-100C (100 KGS), adding 3rd hinge will increase the load capacity by 20%.
- Minimum door thickness 45 mm for DCH-200C and 35 mm for DCH-100C.
- Distance from leaf face to hinge: 3-5 mm for DCH-200C & 3-4 mm for DCH-100C.
- 3 way adjustment (Vertical +/- 3 mm, Horizontal +/- 3 mm, Depth +/- 1 mm).
- Opening angle: Up to 180°. Non handed.
- Supplied with screws for wood and steel doors.
- Hinges' cover plates in stainless steel or magnetic.
- Standard finish: satin stainless steel (SSS). Other finishes are available upon request.



| DCH-200C | DCH-100C |
|---|--|
|  |  |
|  |  |