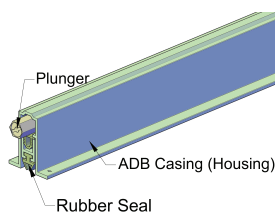


## D8010Y

ITEM/FINISH:

LENGTH: 914mm  
NEOPRENE INSERT  
MILL FINISH ALUMINUM



### TESTING / RATINGS:

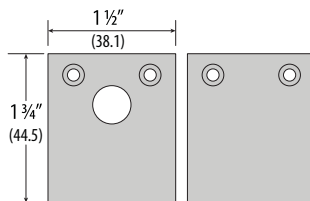


#### GASKETING MATERIALS FOR FIRE DOORS

FOR APPLICATION TO STEEL FRAMES AND/OR CLASSIFIED STEEL COVERED COMPOSITE, HOLLOW METAL DOORS RATED UP TO AND INCLUDING 3 HOURS;  
WOOD AND PLASTIC COVERED COMPOSITE DOORS RATED UP TO AND INCLUDING 1-1/2 HOURS;  
AND WOOD CORE DOORS RATED FOR 20 MINUTES.  
CATEGORY J

### Installation Guidelines:

1. Detach door from hinge and cut mortise on the bottom of the door according to the dimensions of the unit.  
**Reminder: If the door is fire labeled, mortise preparation must be done by the door manufacturer to ensure compliance with door standards.**
2. Measure the door from both ends to get the exact required length for the door bottom less 1/16" both end of the ADB. Use power cutting tools like table saw or chop saw to have an excellent level cut.  
Important Reminder: You must trim on the opposite side of the actuating plunger. The allowable size that can be trimmed is 1-1/2" away from the screw towards the edge of the ADB unit. See illustration #1.
3. After the door has been prepped, install the door bottom with the plunger towards the hinge jamb side. Fasten unit with screws provided. Ideal clearance between the unit and the finished floor is 3/8".
4. Set the ADB by turning the actuating plunger clockwise or counter clockwise until the rubber seal gasket touches the floor surface (AFF or Threshold).
5. Lastly, install the end plate on both ends of the ADB.



Mortised: the plunger contacts the rabbet. See illustration #2.

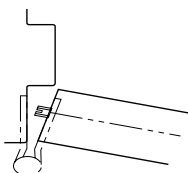


ILLUSTRATION 2

### Packaging includes:

- (1) Automatic Door Bottom
- End Plate
- Screw pack

### Tools Required

- Measuring tape
- Marker
- Power tools
- Screw driver
- Cutting tools

### CONCEALED (MORTISED)

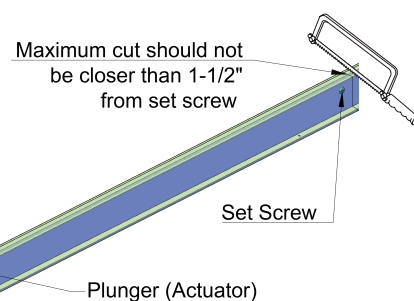
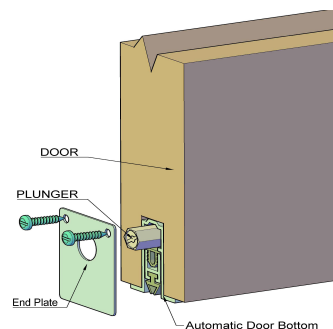
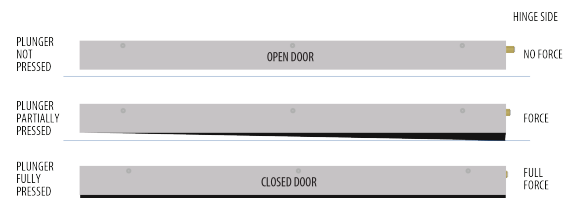


ILLUSTRATION 1 (Trimming Guideline)



## CUT DOWN TO

MODEL #	786mm	829mm	914mm	939mm	1000mm	1220mm
D8010Y - 914						
D8010Y - 1000						
D8010Y - 1220						