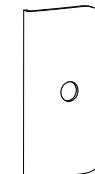


Maximum allowable travel distance is 16mm.

Accessories model #: 9276

1x



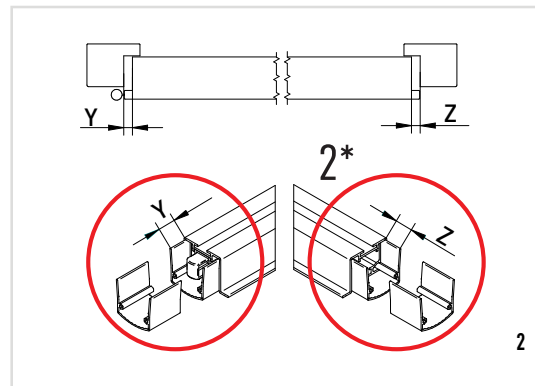
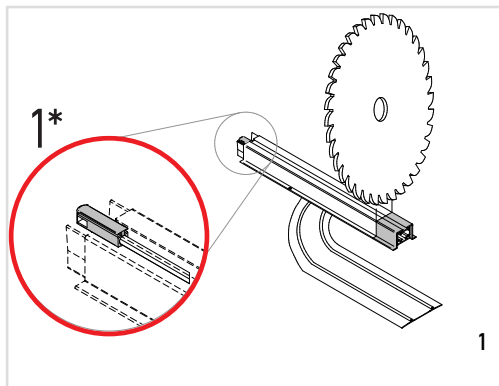
5x



5x



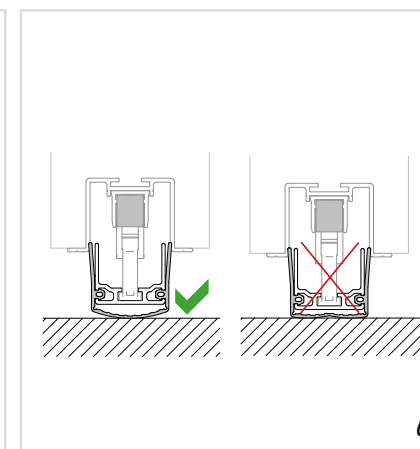
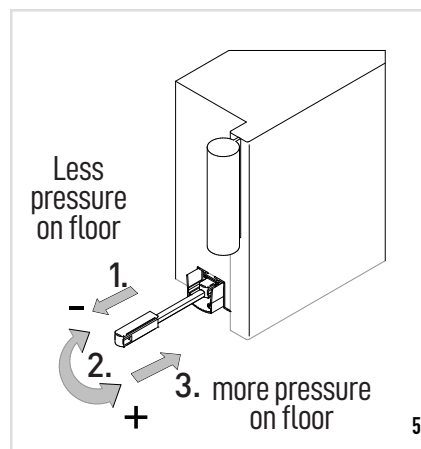
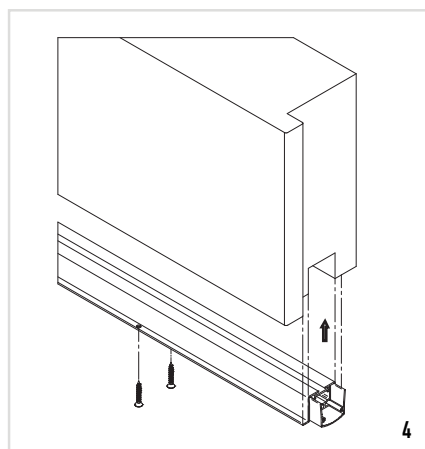
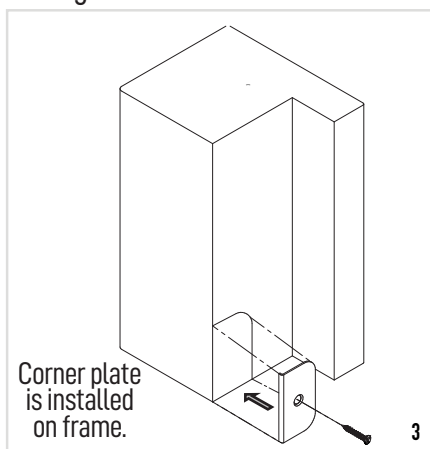
## Cutting



## NOTES:

1\*- DO NOT cut from actuator side.  
2\*- Cut Back: Follow the table.  
It is possible to shorten the length at both sides (actuator and non actuator side) only for lengths above 900mm, shortening at the actuator side is limited to a maximum of 125 mm.

## Fitting



SIZE	MAXIMUM CUT BACK (non actuator side)
385mm	230mm
500mm	300mm
585mm	485mm
685mm	555mm
750mm	555mm
900mm	685mm
1050mm	855mm
1200mm	1045mm
1350mm	1100mm
1500mm	1320mm
1650mm	1420mm
1800mm	1555mm
1950mm	1715mm
2100mm	1820mm